

LRM050A-E03T3A Datasheet



- 25, 50, 100, 150, 200 mm travel
- Up to 8 μm accuracy and 50 nm resolution
- 50 kg load capacity
- Hardened steel construction and integrated recirculating ball bearing guide provide exceptional stiffness and thermal stability
- Encoder position feedback with slip/stall detection and automatic recovery
- Designed for use with an X-MCC Series stepper motor controller or any 2-phase stepper motor controller
- With AutoDetect, the X-MCC controller configures its settings automatically for the connected peripheral

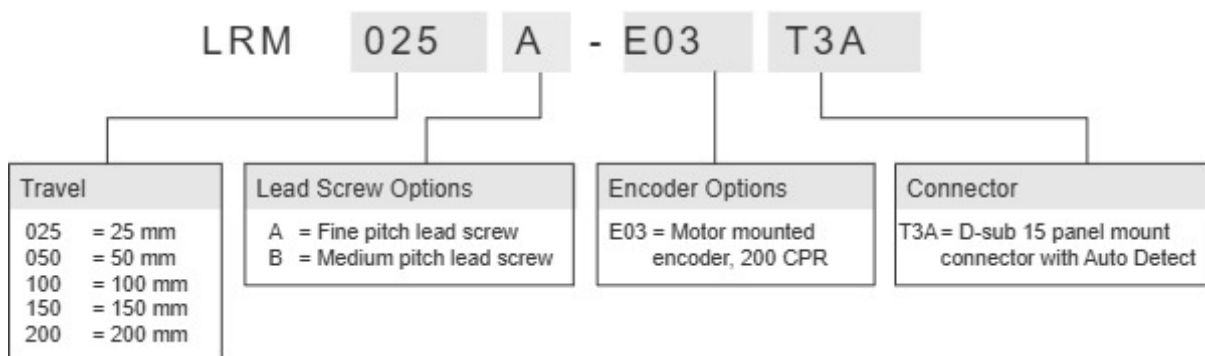
LRM-E Series Overview

Zaber's LRM-E series products are motorized linear stages with built-in motor encoders. The LRM-E's hardened steel construction and recirculating ball bearing guide provide exceptional rigidity and thermal stability. High stiffness makes the LRM-E ideal for multi-axis configurations or applications where excellent stability under moment loads is required.

The stages are designed to interface with our X-MCC Series universal motor controllers, offering high resolution daisy-chainable operation. Set up is easy with AutoDetect. Once connected, the X-MCC controller will automatically detect and configure the LRM-E.

For more information visit: <https://www.zaber.com/products/linear-stages/LRM-E>

LRM-E Series Part Numbering & Options



LRM050A-E03T3A Drawings

- [LRM-E.png \(Drawing for the LRM-E\)](#)

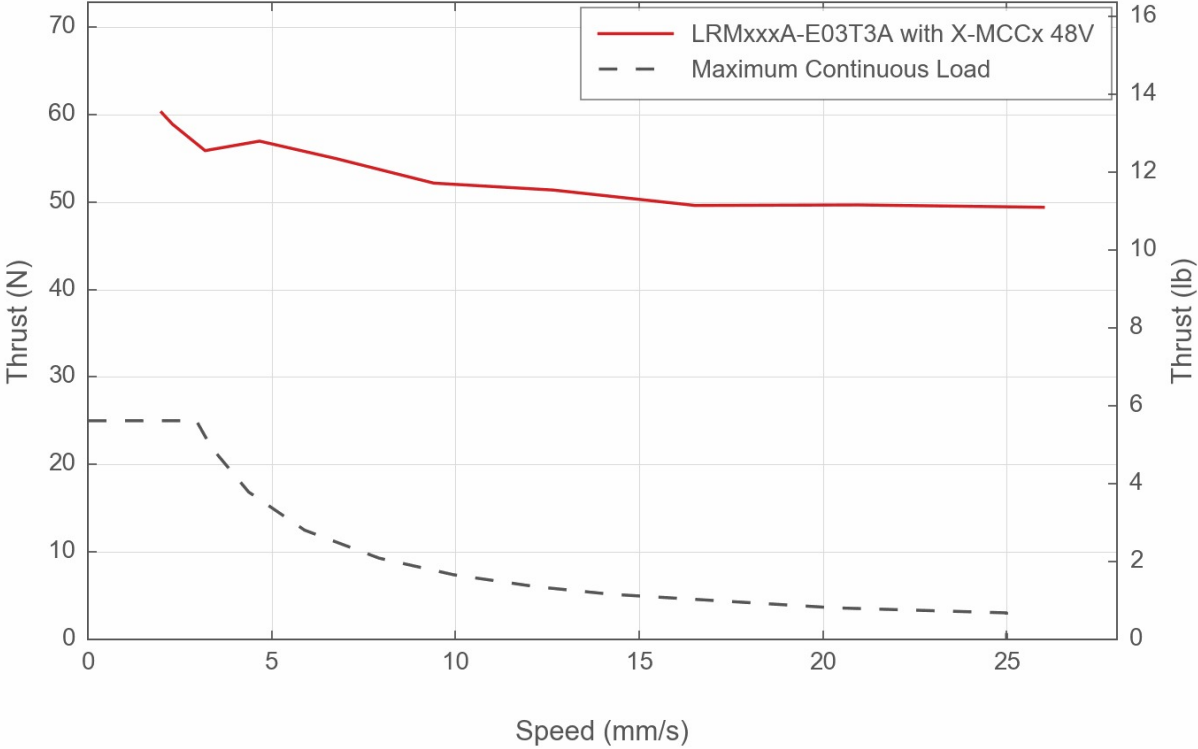
LRM050A-E03T3A Specifications

Microstep Size (Default Resolution)	0.047625 μm
Built-in Controller	No
Recommended Controller	X-MCC (48 V) Recommended
AutoDetect	Yes
Travel Range	50 mm (1.969")
Accuracy (unidirectional)	15 μm (0.000591")
Repeatability	< 4 μm (< 0.000157")
Backlash	< 5 μm (< 0.000197")
Maximum Speed	25 mm/s (0.984"/s)
Minimum Speed	0.000029 mm/s (0.000001"/s)
Speed Resolution	0.000029 mm/s (0.000001"/s)
Encoder Resolution	200 CPR (800 states/rev)
Encoder Type	Rotary quadrature encoder
Peak Thrust	50 N (11.2 lb)
Maximum Continuous Thrust	25 N (5.6 lb)
Maximum Centered Load	500 N (112.1 lb)
Maximum Moment (Pitch)	6 N-m (4.4 ft-lb)
Maximum Moment (Roll)	15 N-m (11.1 ft-lb)
Maximum Moment (Yaw)	6 N-m (4.4 ft-lb)
Vertical Runout	< 8 μm (< 0.000315")
Horizontal Runout	< 12 μm (< 0.000472")
Pitch	0.02° (0.349 mrad)
Roll	0.02° (0.349 mrad)
Yaw	0.02° (0.349 mrad)
Stiffness in Pitch	550 N-m/° (32 $\mu\text{rad/N-m}$)
Stiffness in Roll	550 N-m/° (32 $\mu\text{rad/N-m}$)
Stiffness in Yaw	550 N-m/° (32 $\mu\text{rad/N-m}$)
Linear Motion Per Motor Rev	0.6096 mm (0.024")
Motor Steps Per Rev	200
Motor Type	Stepper (2 phase)
Motor Rated Current	600 mA/phase

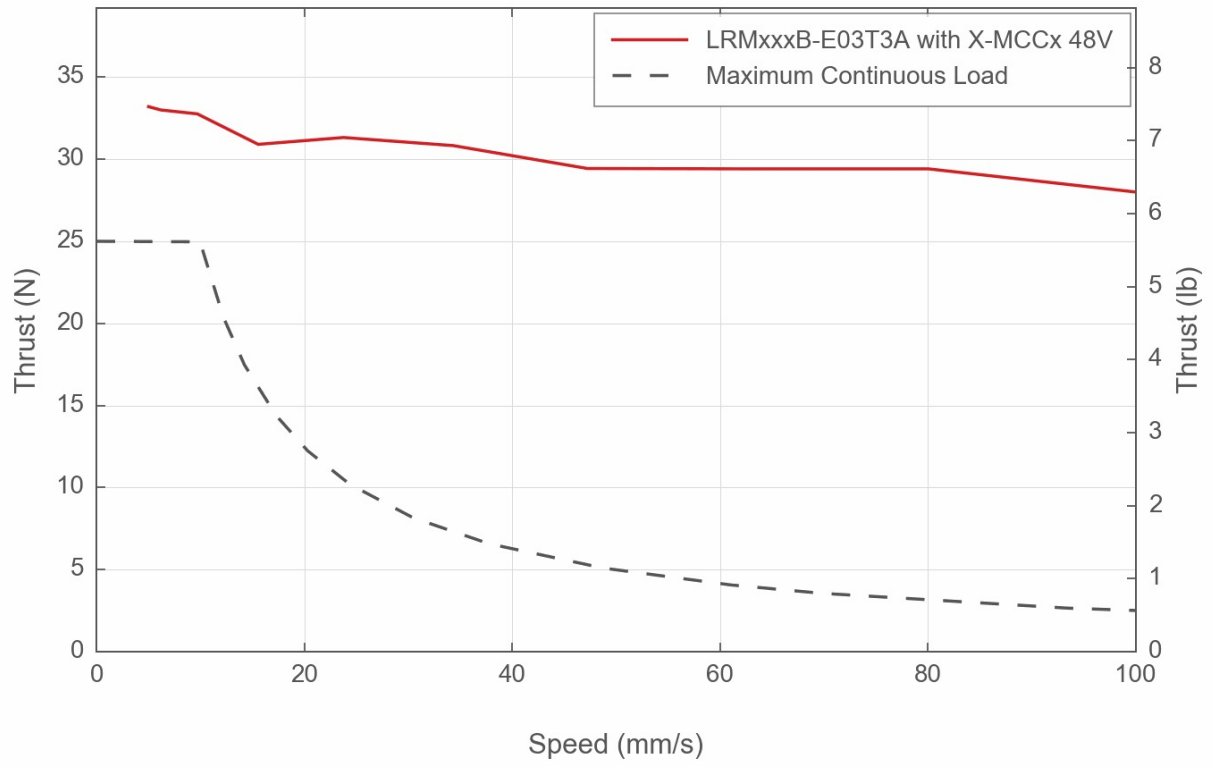
Microstep Size (Default Resolution)	0.047625 μm
Motor Winding Resistance	6.5 ohms/phase
Inductance	3.5 mH/phase
Motor Rated Power	6.9 Watts
Motor Connection	D-sub 15
Motor Rotor Inertia	2.9 g-cm ²
Default Resolution	1/64 of a step
Motor Frame Size	NEMA 08
Guide Type	Recirculating ball bearing
Mechanical Drive System	Precision lead screw
Limit or Home Sensing	Magnetic hall sensor
Axes of Motion	1
Mounting Interface	M3 and M6 threaded holes
Stage Parallelism	< 10 μm (< 0.000394")
Operating Temperature Range	0 to 50 °C
CE Compliant	Yes
Vacuum Compatible	No
Weight	0.81 kg (1.786 lb)

LRM-E Series Charts

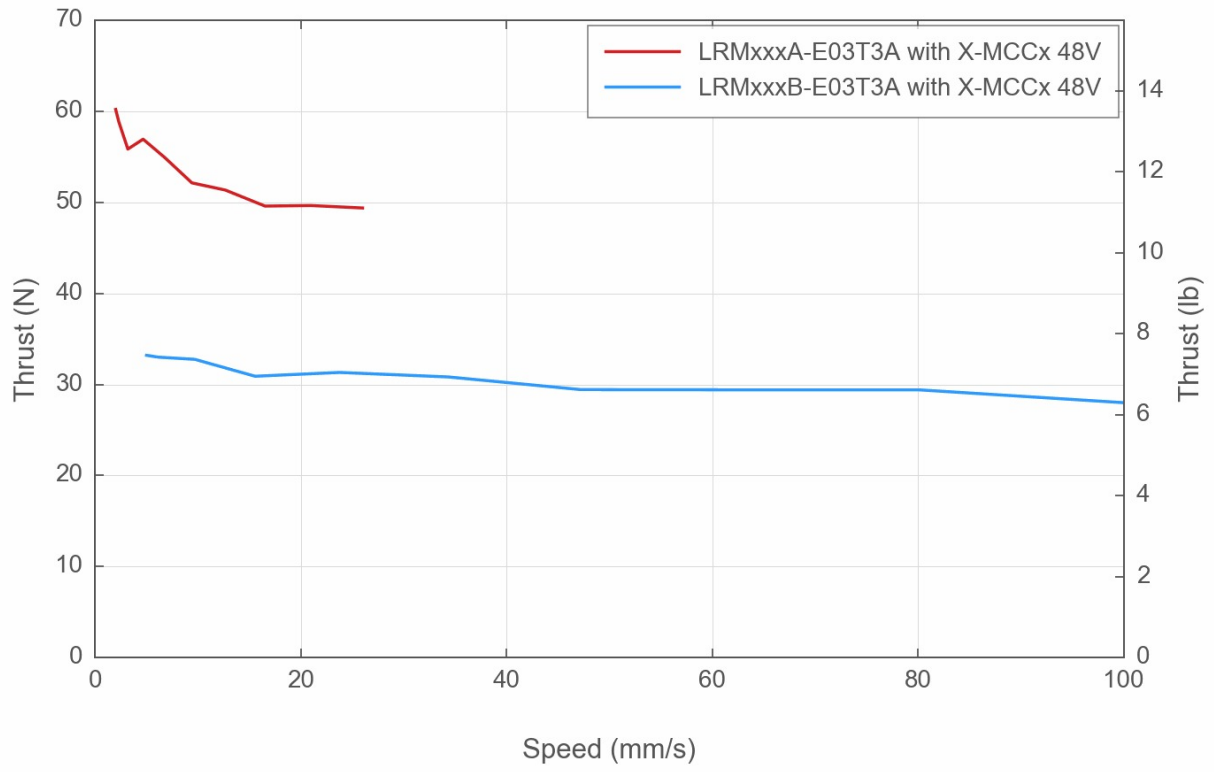
Thrust Speed Performance



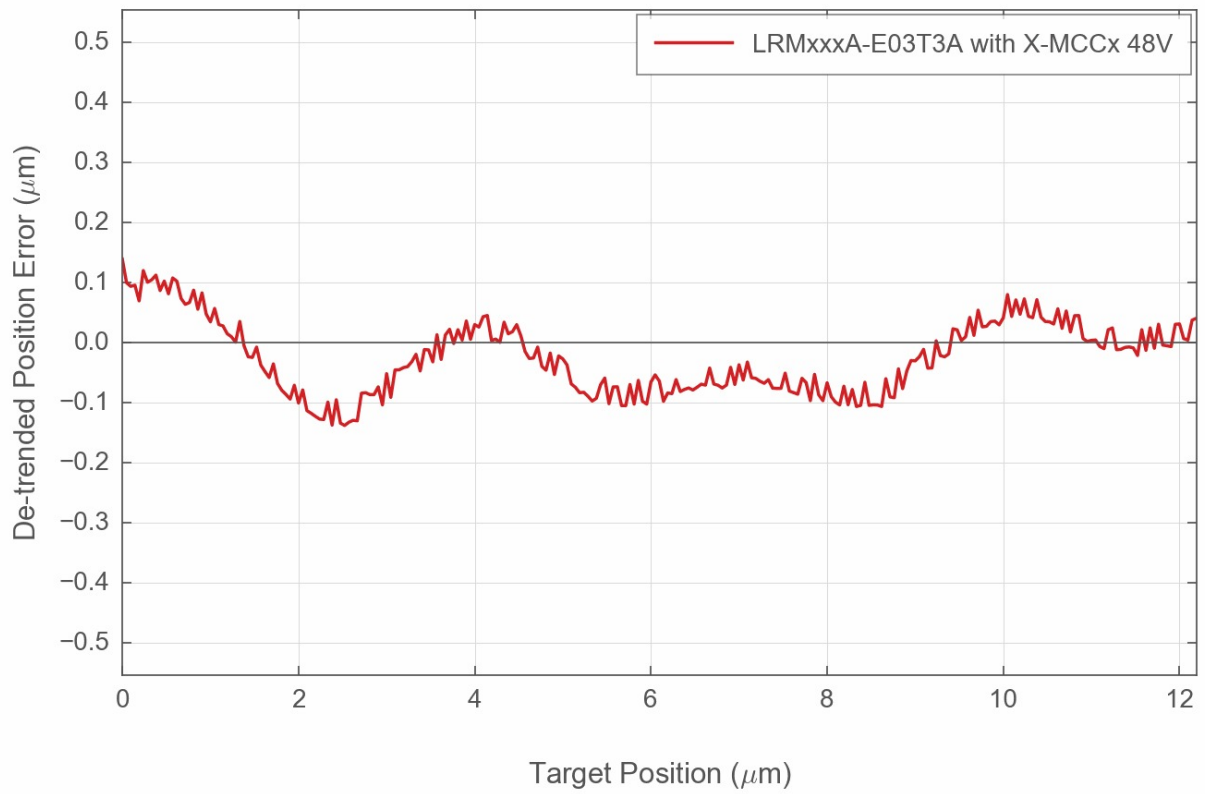
Thrust Speed Performance



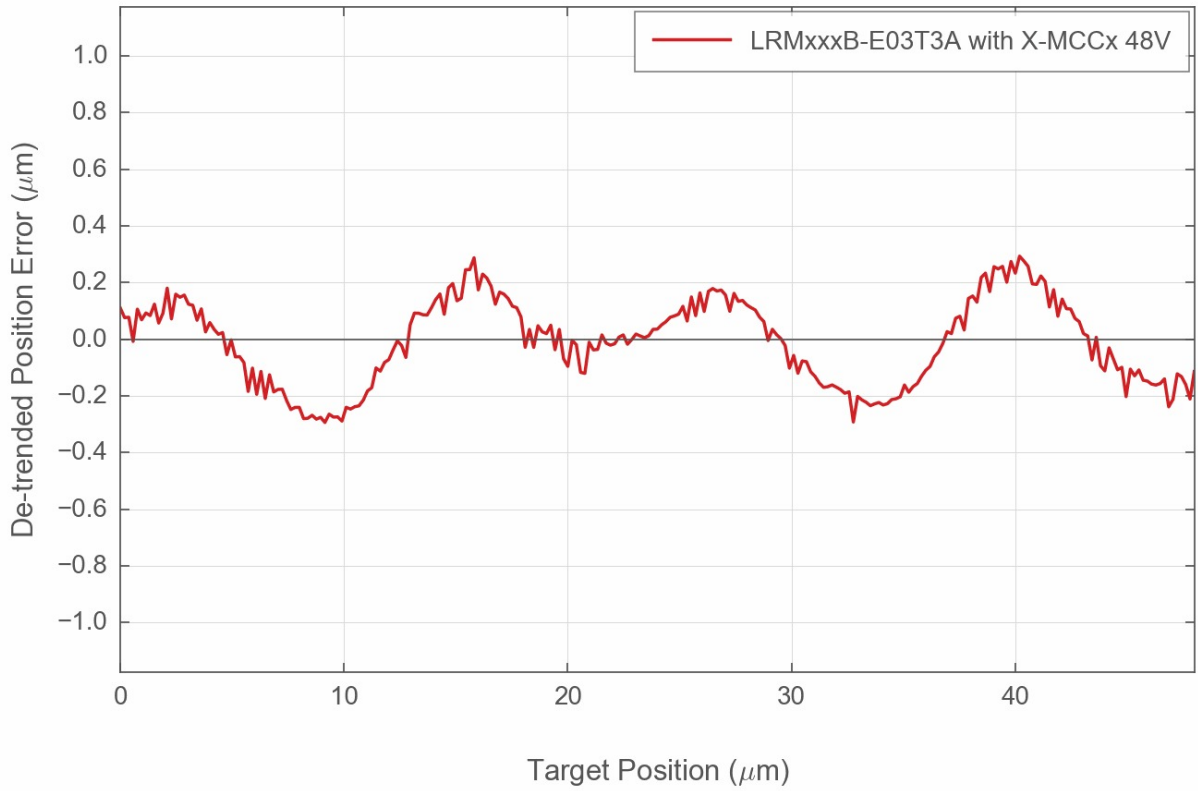
Thrust Speed Performance



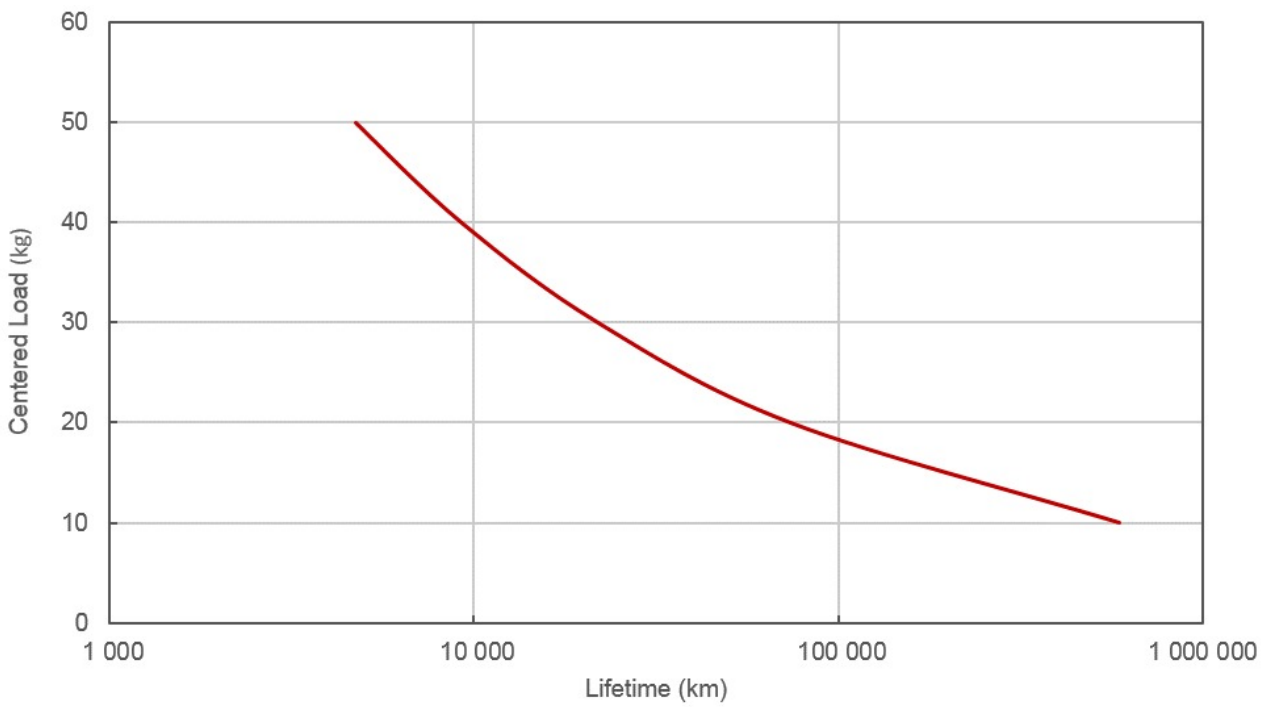
Typical Microstepping Accuracy



Typical Microstepping Accuracy



LRM Linear Bearing Lifetime



Contact

Email: contact@zaber.com

Phone (toll free Canada/USA): 1-888-276-8033

Phone (direct): 1-604-569-3780

Fax: 1-604-648-8033

Zaber Technologies Inc.

#2 - 605 West Kent Ave. N.

Vancouver, British Columbia

Canada, V6P 6T7

<https://www.zaber.com>