

## LRQ600HP-DE51CT10A Datasheet



- 75, 150, 300, 450, 600 mm travel
- Up to 10  $\mu\text{m}$  accuracy over 600 mm travel
- Up to 270 mm/s speed and up to 500 N thrust
- 100 kg load capacity
- Inline and parallel drive configurations
- Includes stainless steel dust cover
- Ball screw and lead screw configurations
- Integrated linear encoders with 50 nm resolution provide slip/stall detection and position correction
- Designed for use with an X-MCC Series stepper motor controller or any 2-phase stepper motor controller
- With AutoDetect, the X-MCC controller configures its settings automatically for the connected peripheral
- Custom versions available

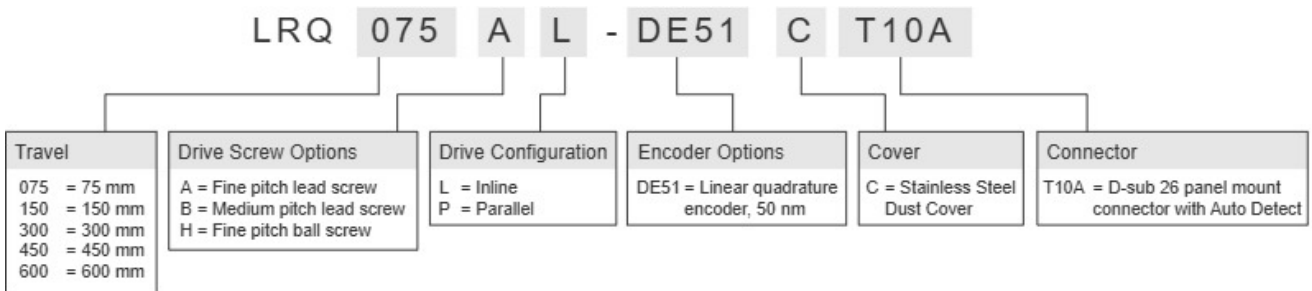
## LRQ-DEC Series Overview

Zaber's LRQ-DEC Series products are computer-controlled, motorized linear stages with high stiffness, load, and lifetime capabilities in a compact size. An integrated linear encoder combined with stage calibration provides high accuracy positioning over the full travel of the device. A flexible stainless steel dust cover prevents the ingress of small objects. At only 48 mm high, these stages are excellent for applications where a low profile is required. These stages are capable of speeds up to 270 mm/s, and can bolt together into XY and XYZ systems. Some multi axis configurations may require additional accessories, please contact Zaber Technical Support to ensure the correct ones are selected. Each device is available in either an inline or parallel drive configuration.

The stages are designed to connect directly to our X-MCC Series universal motor controllers, or they can be used with any 2-phase stepper motor controller through the panel mount DB26 connector. Set up is easy with AutoDetect. Once connected, the X-MCC controller will automatically detect and configure the LRQ-DEC.

For more information visit: <https://www.zaber.com/products/linear-stages/LRQ-DEC>

## LRQ-DEC Series Part Numbering & Options



## LRQ600HP-DE51CT10A Drawings

- [LRQxP-DECT10A.png \(Drawing for the LRQxP-DECT10A\)](#)

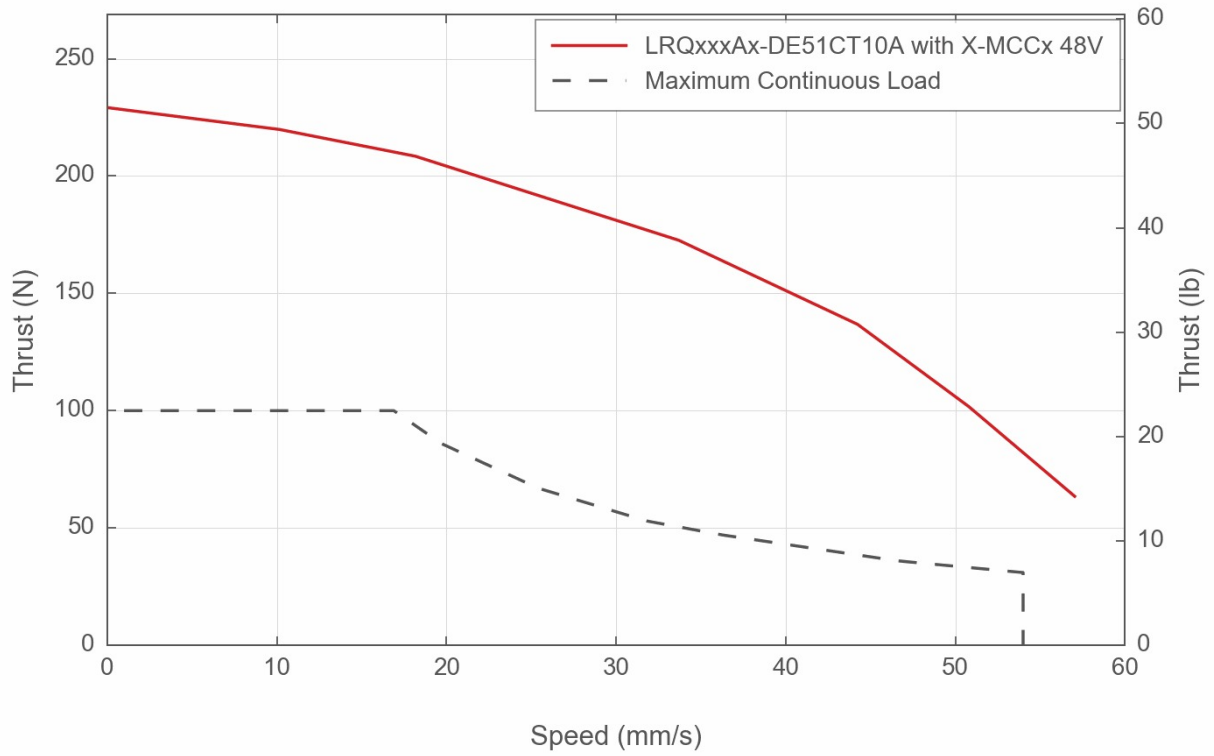
## LRQ600HP-DE51CT10A Specifications

<b>Microstep Size (Default Resolution)</b>	<b>0.1953125 <math>\mu\text{m}</math></b>
Built-in Controller	No
Recommended Controller	X-MCC (48 V) Recommended
AutoDetect	Yes
Travel Range	600 mm (23.622")
Accuracy (unidirectional)	13 $\mu\text{m}$ (0.000512")
Repeatability	< 2 $\mu\text{m}$ (< 0.000079")
Backlash	< 6.5 $\mu\text{m}$ (< 0.000256")
Maximum Speed	110 mm/s (4.331"/s)
Minimum Speed	0.000119 mm/s (0.000005"/s)
Speed Resolution	0.000119 mm/s (0.000005"/s)
Encoder Type	Linear quadrature encoder
Encoder Resolution	50 nm
Peak Thrust	500 N (112.1 lb)
Back-driving Force*	( $\pm$ 30%) 136 N (30.5 lb)
Maximum Continuous Thrust	200 N (44.9 lb)
Maximum Centered Load	1000 N (224.3 lb)
Maximum Moment (Pitch)	30 N-m (22.1 ft-lb)
Maximum Moment (Roll)	30 N-m (22.1 ft-lb)
Maximum Moment (Yaw)	30 N-m (22.1 ft-lb)
Vertical Runout	< 75 $\mu\text{m}$ (< 0.002953")
Horizontal Runout	< 60 $\mu\text{m}$ (< 0.002362")
Pitch	0.045° (0.785 mrad)
Roll	0.035° (0.611 mrad)
Yaw	0.04° (0.698 mrad)
Stiffness in Pitch	250 N-m/° (70 $\mu\text{rad/N-m}$ )
Stiffness in Roll	600 N-m/° (29 $\mu\text{rad/N-m}$ )
Stiffness in Yaw	430 N-m/° (41 $\mu\text{rad/N-m}$ )
Linear Motion Per Motor Rev	2.5 mm (0.098")
Motor Steps Per Rev	200
Motor Type	Stepper (2 phase)

<b>Microstep Size (Default Resolution)</b>	<b>0.1953125 <math>\mu\text{m}</math></b>
Motor Rated Current	2300 mA/phase
Motor Winding Resistance	1 ohms/phase
Inductance	2.2 mH/phase
Motor Connection	D-sub 26
Default Resolution	1/64 of a step
Guide Type	Recirculating Ball Linear Guide
Mechanical Drive System	Precision ball screw
Limit or Home Sensing	Magnetic home sensor
Axes of Motion	1
Mounting Interface	M6 and M3 threaded holes
Operating Temperature Range	0 to 50 °C
CE Compliant	Yes
Vacuum Compatible	No
Weight	5.54 kg (12.214 lb)

# LRQ-DEC Series Charts

## Thrust Speed Performance



### Thrust Speed Performance



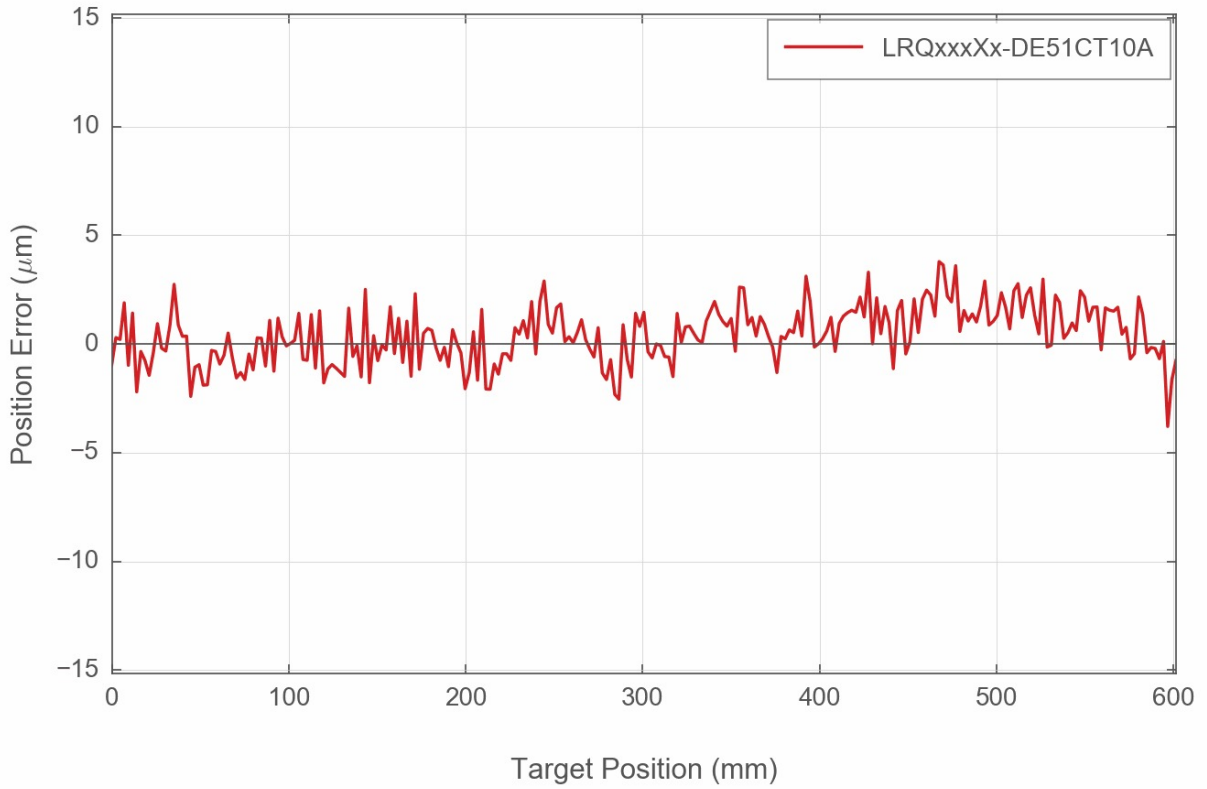
### Thrust Speed Performance



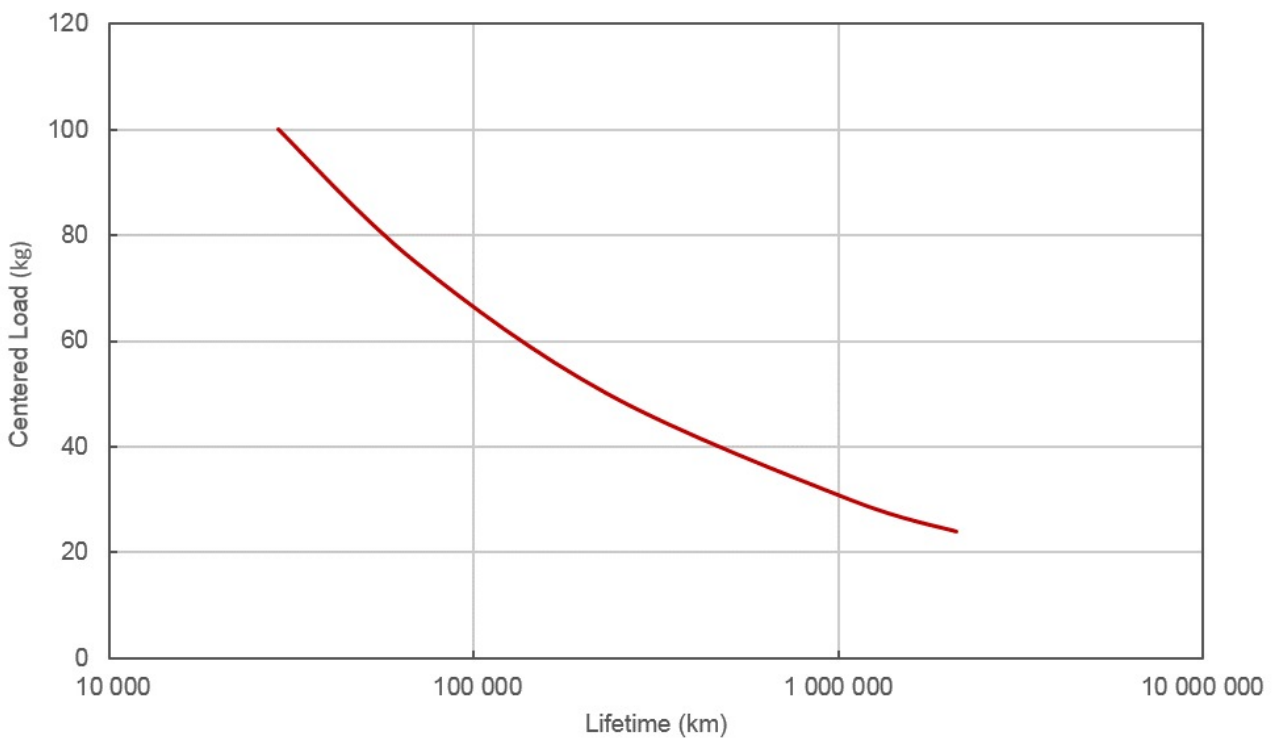
## Thrust Speed Performance



### Typical Accuracy



### LRQ Linear Bearing Lifetime



## Contact

Email: [contact@zaber.com](mailto:contact@zaber.com)

Phone (toll free Canada/USA): 1-888-276-8033

Phone (direct): 1-604-569-3780

Fax: 1-604-648-8033

Zaber Technologies Inc.

#2 - 605 West Kent Ave. N.

Vancouver, British Columbia

Canada, V6P 6T7

<https://www.zaber.com>