


X-LDQ0600C-AE53D12 Datasheet



- 75, 150, 300, 450, 600 and 1000 mm travel
- Up to 1.5 m/s speed and up to 2 g acceleration
- Up to 2.5 μm accuracy over 1000 mm travel
- Minimum incremental move of 50 nm
- Zero backlash
- One digital input and two digital outputs
- Integrated linear encoder provides high accuracy closed loop servo positioning
- Built-in controller; daisy-chains with other Zaber products
- Technical Article - Linear Motors: Overview and Selection Process

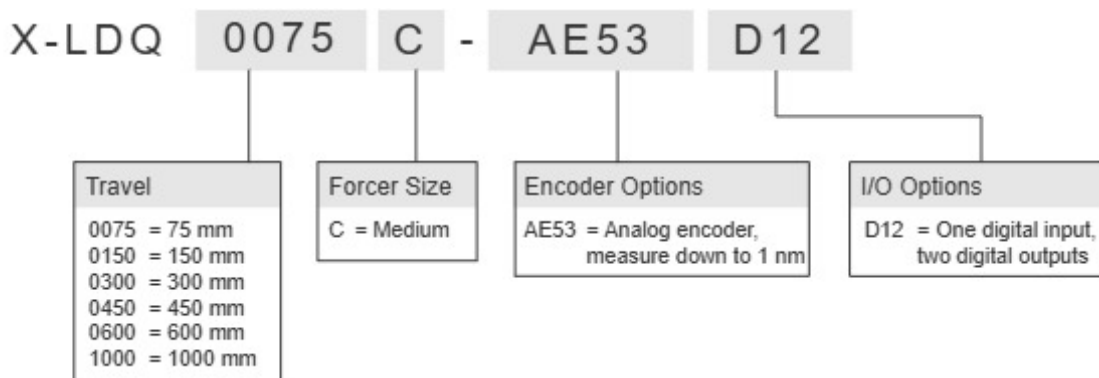
X-LDQ-AE Series Overview

Zaber's X-LDQ-AE Series devices are computer-controlled, motorized linear motor stages with high precision and speed capabilities. They are stand-alone units requiring only a standard 48 V power supply. The built-in controller and linear encoder allows pre-tuned closed-loop servo positioning with adjustable tuning parameters. An optional indexed knob provides convenient manual control for versatile operation even without a computer. These stages connect to the RS-232 port or USB port of any computer, and they can be daisy-chained with any other Zaber products.

The daisy-chain also shares power, making it possible for multiple X-Series products to share a single power supply. Convenient locking, 4-pin, M8 connectors on the unit allow for secure connection between units. The X-LDQ-AE's innovative design allows speeds up to 1.5 m/s and minimum incremental move of 50 nm. Like all of Zaber's products, the X-LDQ-AE Series is designed to be 'plug and play' and very easy to set up and operate. X-LDQ-AE devices also include a digital input and two digital outputs for interfacing with external systems. An event-driven trigger system allows devices to be programmed for stand-alone operation based on I/O, time, or movement stimuli.

For more information visit: <https://www.zaber.com/products/linear-stages/X-LDQ-AE>

X-LDQ-AE Series Part Numbering & Options



X-LDQ0600C-AE53D12 Drawings

- [X-LDQ-AE \(Drawing for the X-LDQ-AE\)](#)

X-LDQ0600C-AE53D12 Specifications

Built-in Controller	
Travel Range	600 mm (23.622")
Accuracy (unidirectional)	2.5 μm (0.000098")
Repeatability	< 0.3 μm (< 0.000012")
Minimum Incremental Move	50 nm
Maximum Acceleration	39.24 m/s ² (4.00 g)
Maximum Speed	1500 mm/s (59.055"/s)
Minimum Speed	0.61 nm/s
Speed Resolution	0.61 nm/s
Encoder Type	Linear analog encoder
Encoder Count Size	1 nm
Peak Thrust	40 N (9.0 lb)
Maximum Continuous Thrust	35 N (7.8 lb)
Communication Interface	RS-232
Communication Protocol	Zaber ASCII (Default)
Data Cable Connection	Locking 4-pin M8
Maximum Centered Load	200 N (44.9 lb)
Maximum Moment (Pitch)	30 N-m (22.1 ft-lb)
Maximum Moment (Roll)	30 N-m (22.1 ft-lb)
Maximum Moment (Yaw)	30 N-m (22.1 ft-lb)
Vertical Runout	< 60 μm (< 0.002362")
Horizontal Runout	< 50 μm (< 0.001968")
Typical Velocity Stability	\pm 0.54% at 100 mm/s with a 5 kg payload
Pitch	0.05° (0.873 mrad)
Roll	0.04° (0.698 mrad)
Yaw	0.04° (0.698 mrad)
Stiffness in Pitch	8000 N-m/° (2 $\mu\text{rad/N-m}$)
Stiffness in Roll	3800 N-m/° (5 $\mu\text{rad/N-m}$)

Built-in Controller

Stiffness in Yaw 4000 N-m/° (4 µrad/N-m)

Power Supply 24-48 VDC

Power Plug 2-pin screw terminal

Maximum Current Draw 3000 mA

Motor Type Moving Coil Linear Motor

Force Constant 15.8 N/A (3.5 lbs/A)

Guide Type Recirculating Ball Linear Guide

Limit or Home Sensing Optical Index Mark

Manual Control Indexed knob with push switch

Axes of Motion 1

LED Indicators Yes

Mounting Interface M6 threaded holes

Moving Mass 1.5 kg (3.300 lbs)

Digital Input 1

Digital Output 2

Operating Temperature Range 0 to 50 °C

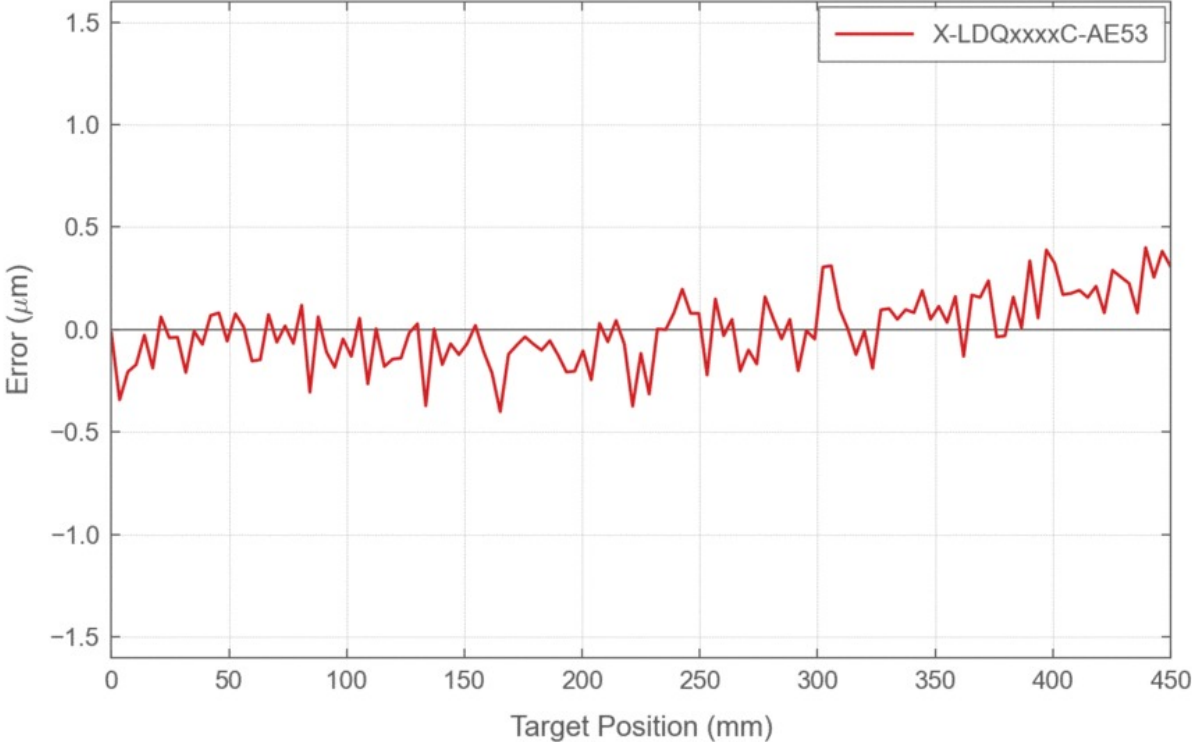
CE Compliant Yes

Vacuum Compatible No

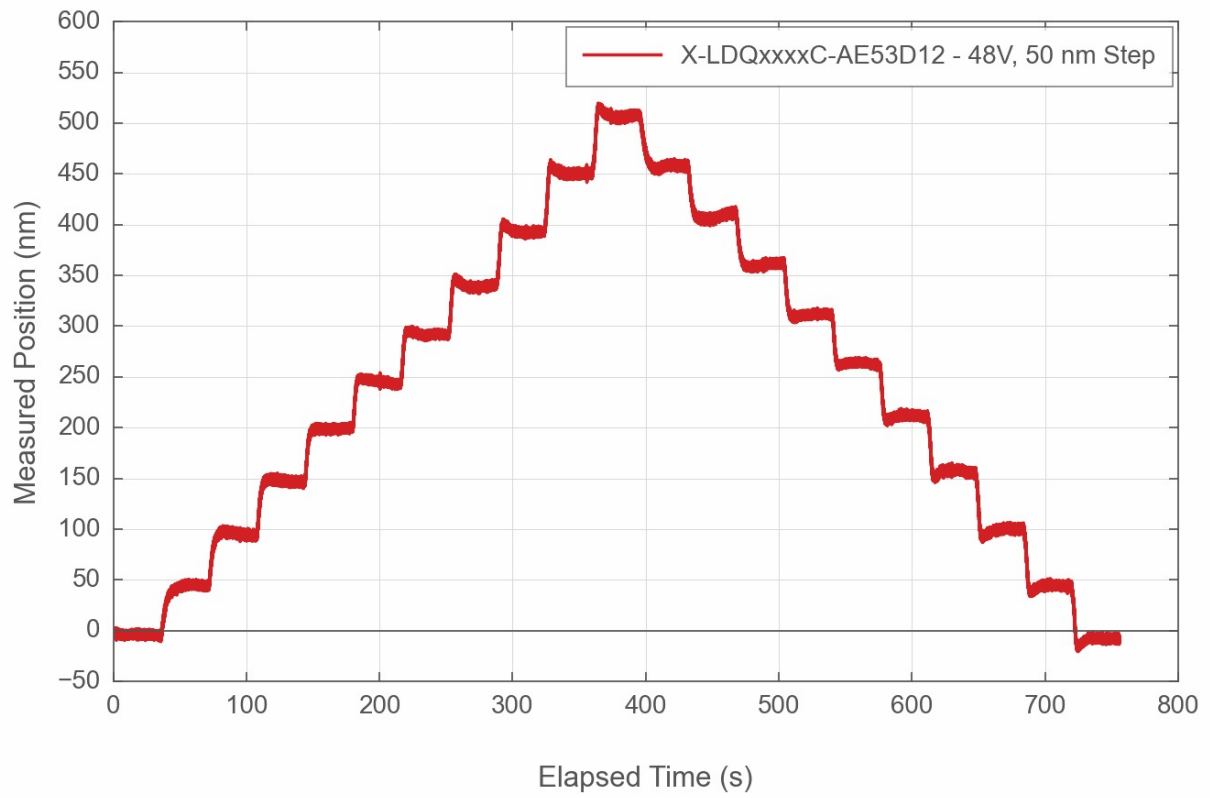
Weight 13.2 kg (29.101 lb)

X-LDQ-AE Series Charts

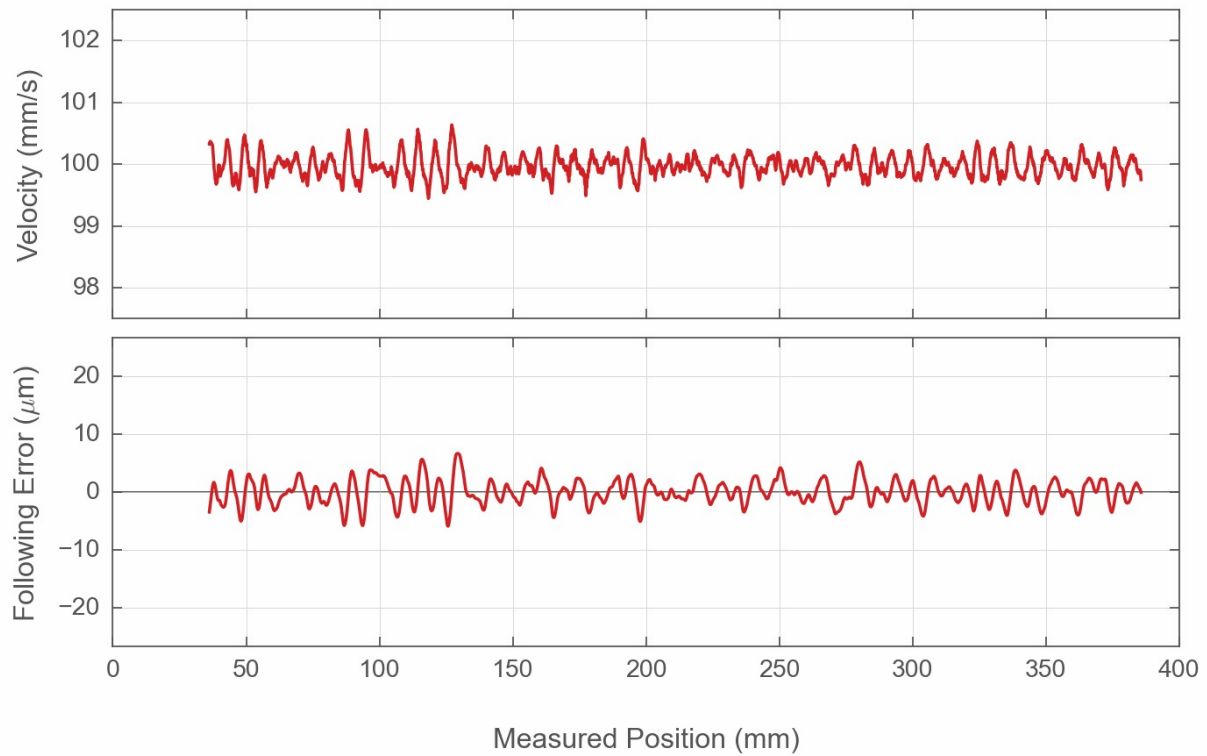
Typical Accuracy



Typical Minimum Incremental Move



Typical Velocity Stability and Following Error



Contact

Email: contact@zaber.com

Phone (toll free Canada/USA): 1-888-276-8033

Phone (direct): 1-604-569-3780

Fax: 1-604-648-8033

Zaber Technologies Inc.

#2 - 605 West Kent Ave. N.

Vancouver, British Columbia

Canada, V6P 6T7

<https://www.zaber.com>